

Pod Connect For Desktops: Updates



INFO: The latest version of Pod Connect for Desktop is **V2.32.16**

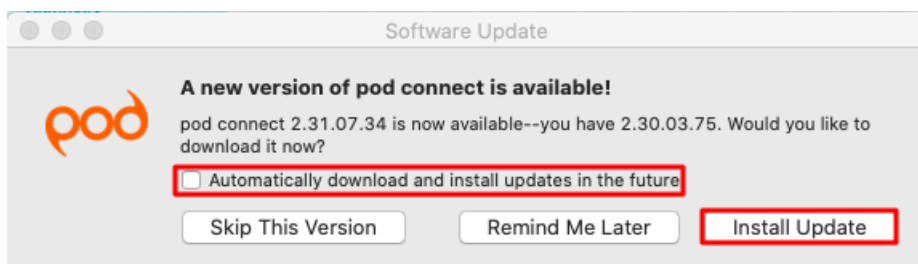
In the unlikely event that you have issues after installing the update it may be possible to roll back to the previous version. Please contact Service Provider for further information.

Updating Pod Connect For Desktops is straight forward. When logging to Pod Connect for Desktop (MAC and Windows) it will automatically check for updates:

If an update is available you will see a pop up message shortly after logging in.

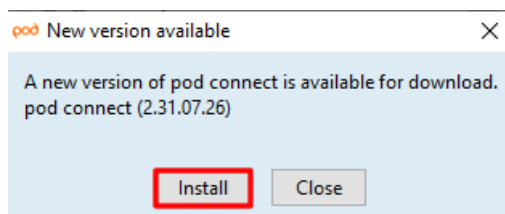
MAC OS:

Click on **Install Update** you also choose to **Automatically download and install updates in the future**.



Windows:

Click on **Install**



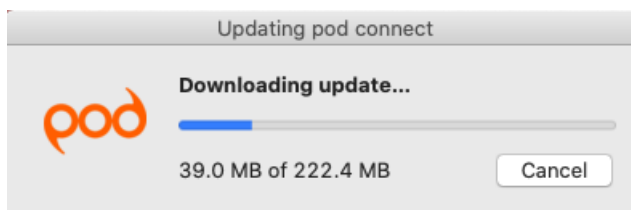
If you busy and are using Pod Connect for Desktop MAC OS click on **Remind Me Later** it will pop up again the next time you log in.



INFO: We do not recommend that you skip versions, releases are thoroughly tested before general release. Updates may bring new features and security enhancements.

The update will now download

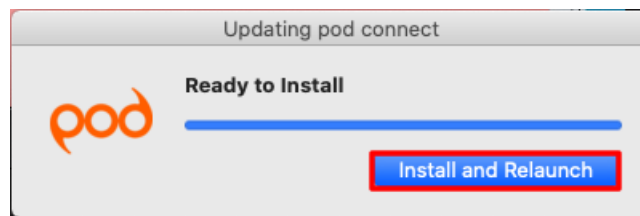
MAC OS:



Windows:

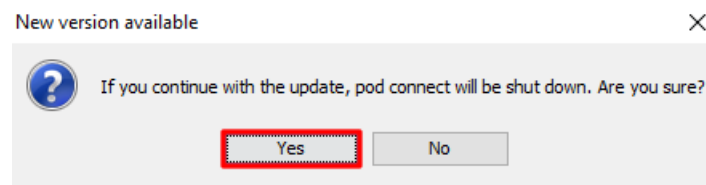
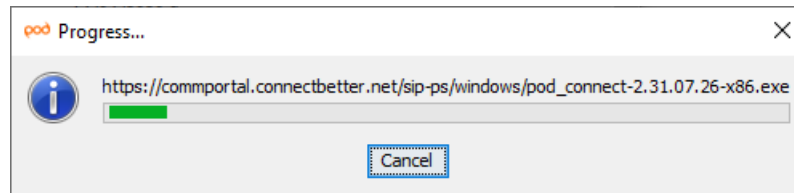
MAC OS:

Once the download has been completed you will see the following, click on **Install and Relaunch:**

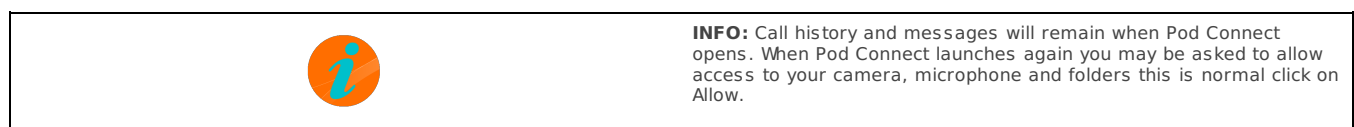


Windows:

Windows users will need to click on **Yes** to confirm to close Pod Connect.



Your Pod Connect application will now close and the new version will be installed.

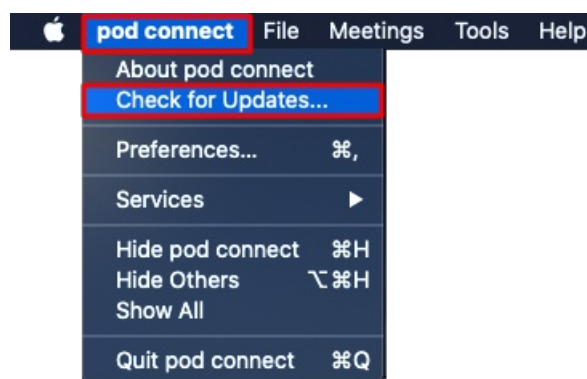


You have now updated Pod Connect to the latest version.

You can also manually check for updates by clicking **Check for updates...**

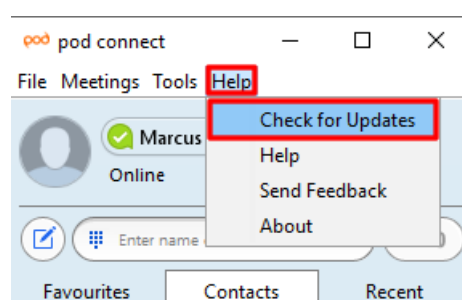
MAC OS:

Click on **pod connect > Check for updates...**



Windows:

Click on **Help > Check for Updates**



If an update is available, follow the above instructions to download and install the update.

🕒 Revision #9

★ Created Thu, May 14, 2020 1:48 PM by [Admin](#)

✎ Updated Fri, Apr 1, 2022 12:19 PM by [Admin](#)