

Downloading Pod Connect for Desktop/Android/iOS




INFO: If Pod Connect for Desktop/Android/iOS is not included in your package please skip to the Desk Phones section of this guide. If you would like to know more about Pod Connect for Desktop/Android/iOS please contact your Service Provider. Information on how use Pod Connect for Desktop/Android/iOS can be found [here](#).

To download Pod Connect for Desktop see this guide for detailed instructions: [How Do I Download Pod Connect For Desktop?](#)

- Login to the [CommPortal](#) with your new password created previously.
- Click on **Downloads**
- Click on **View Apps**
- Click on **pod connect**
- Download and install the the file following the onscreen instructions for your computer operating system





INFO: If you are logging on to the CommPortal from a Windows machine you will only be able to download the Windows version and vice versa if you are logging in on Mac OS.



TIP: If you have multiple machines that require Pod Connect to be installed on you can copy the downloaded file to a USB thumb drive or other media and install from there. This would save time logging into the CommPortal and downloading each time.

To download Pod Connect for Android/iOS see this guide for detailed instructions: [How Do I Download Pod Connect For Android/iOS?](#)

The easiest way to download Pod Connect for Android and iOS device is scan the below QR Code:



- Or the mobile device go to either the **Google Play Store** or **App Store**
- In search option, search for **Pod Connect**
- Tap on **Install** or **Get**

Once the Pod Connect Applications are installed you will be able to log in with your phone number and password.

Please continue to the [Recommended Settings for Pod Connect for Desktop](#)

